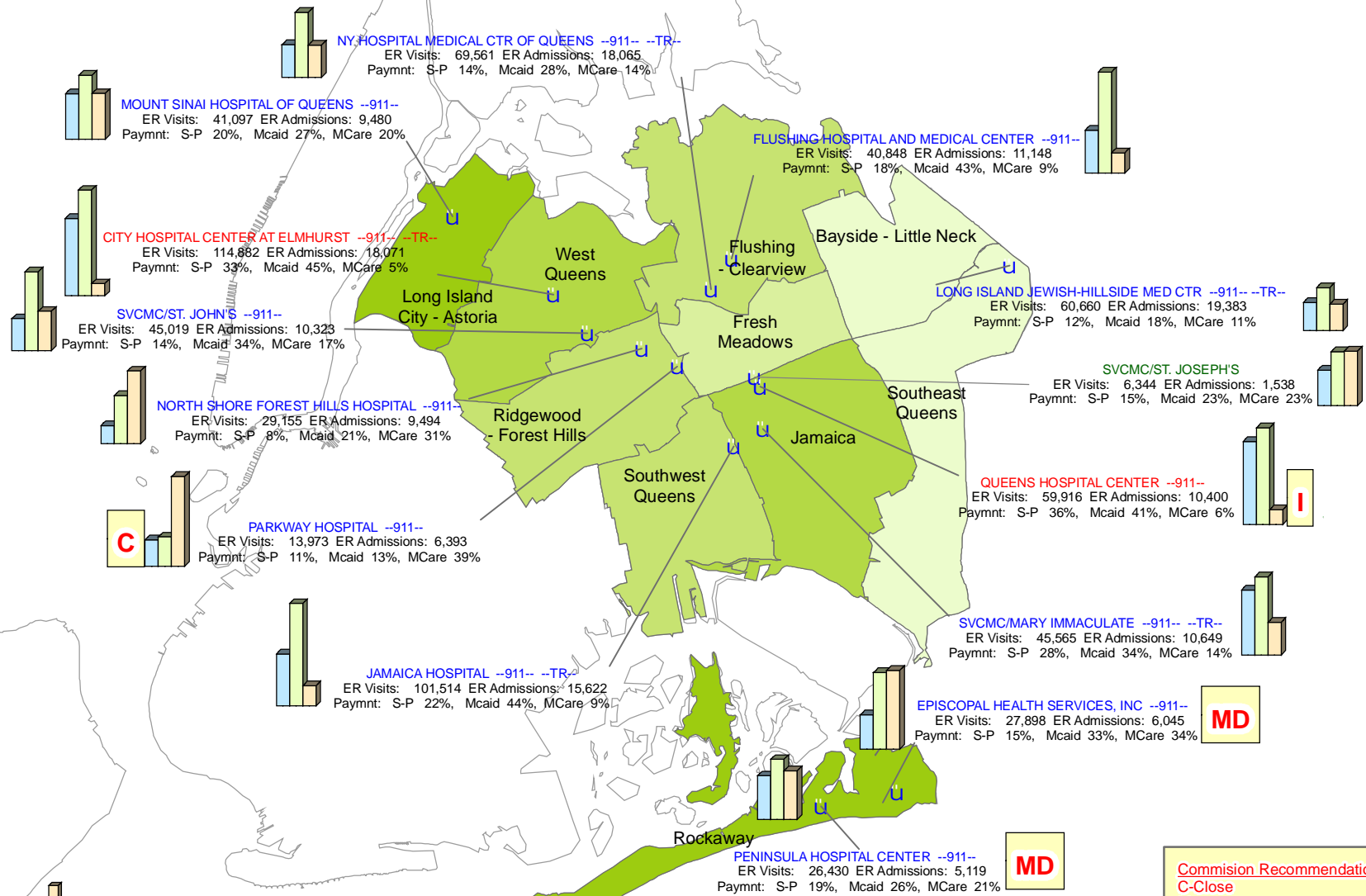
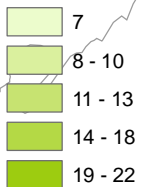


Emergency Room Utilization and Selected Payors Queens

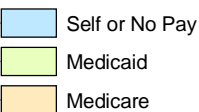


Legend

Poverty Rates




Payment Method



Blue Facility - Non HHC
Red Facility - HHC
Green Facility - Non HHC/Closed bet. 2004 - 2005
911 = 911 Receiving Hospital
TR = Trauma Hospital

Commission Recommendations
C-Close
I-Increase
MD-Merge and Downsize



1 inch equals 3.223454 miles

SOURCE:

911 data (NYC EMS)
Trauma data (NYS EMS)
ER Visit, Admission and Payor data (NYS Institutional Cost Report, 2004 and individual hospitals)
Poverty Rates (NYCDOHMH Epidemiology Service Sortable Statistics, Demographics, 2006, <http://www.nyc.gov/html/doh/html/stats>;
originally from NYC Dept of City Planning - Census 2000)

Map prepared for NYC Comptroller William C. Thompson, Jr.
Nachman Sanowicz, BIS Dept for Comptrollers Office
nsanowi@comptroller.nyc.gov BS"D